



# **Information for International Development: Poverty Reduction, International Organizations and Civil Society**

**Jim Church  
International Documents Librarian  
University of California, Berkeley  
January 16, 2013**



# Global Poverty Information Framework

- United Nations Organizations
- International and Regional Financial Institutions
- National Government Agencies
- Civil Society Organizations (NGOs)

# Selected United Nations Development and Poverty Relief Organizations

United Nations Development Group	United Nations Human Settlements Programme
United Nations Development Programme	United Nations Industrial Development Programme
International Fund for Agricultural Development	World Food Programme
World Institute for Development Economics Research	United Nations Children's Fund
United Nations Conference on Trade and Development	United Nations Regional Commissions

# United Nations Development Group



- Unites 32 UN funds, programmes, agencies, departments, and offices that play a role in development
- Objective is to deliver coherent, effective and efficient support to countries seeking to attain internationally agreed development goals.
- Coordinates UN Development Assistance Frameworks (UNDAFs) - strategic programmes that describe the collective response of the UN system to development priorities.
- Acts as a clearinghouse for other UN development documents such as Common Country Assessments (CCAs) and Millennium Development Goals Reports (MDGRs)

# UNDG Documents Clearinghouse

Easy access point to documents by country



UNITED NATIONS  
DEVELOPMENT GROUP

unite and deliver effective support for countries

search

LOGIN

- About the UNDG >
- Working Groups/Networks >
- Resident Coordinator System >
- UN Country Teams >**
- Regional UNDG Teams >
- Programming Reference Guide >
- News and Updates >
- UN Reform & Coherence >
- Achieving the MDGs >
- Knowledge Resources
- Post-Crisis Transition >
- Humanitarian Coordination >
- Joint Funding Approaches >
- Common Services and Harmonized Business Practices >
- Common Premises/UN House >
- Communication >
- Calendars >

You are here: [Home](#) >> UNCT Database | UN Country Teams

## UN Country Teams

- Are you a new **coordination officer**? Click [here](#) to be added to the UNCT Database
- Are you a **departing coordination officer**? Click [here](#) to be removed from the UNCT Database

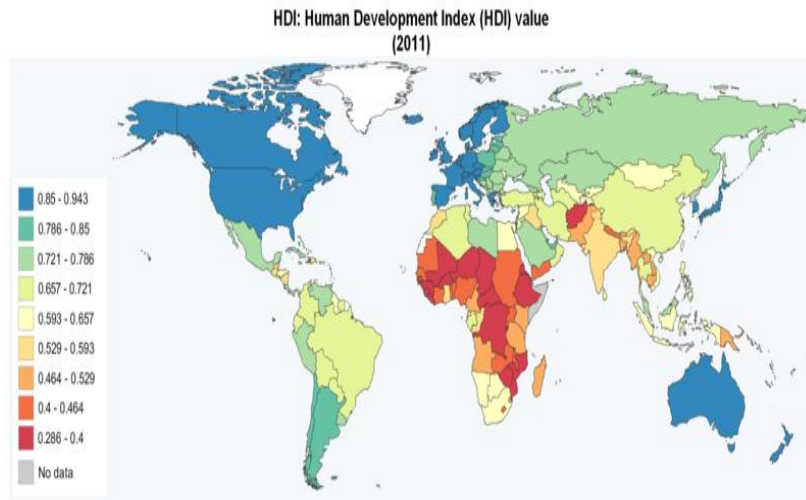
| [Countries by Theme Groups](#) |

Africa	Asia & Pacific	L. America & the Caribbean	Europe & CIS	Arab States
<a href="#">Angola</a>	<a href="#">Liberia</a>	<a href="#">Afghanistan</a>	<a href="#">Albania</a>	<a href="#">Algeria</a>
<a href="#">Benin</a>	<a href="#">Madagascar</a>	<a href="#">Bangladesh</a>	<a href="#">Armenia</a>	<a href="#">Bahrain</a>
<a href="#">Botswana</a>	<a href="#">Malawi</a>	<a href="#">Bhutan</a>	<a href="#">Azerbaijan</a>	<a href="#">Djibouti</a>
<a href="#">Burkina Faso</a>	<a href="#">Mali</a>	<a href="#">Cambodia</a>	<a href="#">Belarus</a>	<a href="#">Egypt</a>
<a href="#">Burundi</a>	<a href="#">Mauritania</a>	<a href="#">China</a>	<a href="#">Bosnia &amp; Herzegovina</a>	<a href="#">Iraq</a>
<a href="#">Cameroon</a>	<a href="#">Mauritius</a>	<a href="#">Dpr Korea</a>	<a href="#">Bulgaria</a>	<a href="#">Jordan</a>
<a href="#">Cape Verde</a>	<a href="#">Mozambique</a>	<a href="#">East Timor</a>	<a href="#">Colombia</a>	<a href="#">Kuwait</a>
<a href="#">Central African Republic</a>	<a href="#">Namibia</a>	<a href="#">Fiji</a>	<a href="#">Costa Rica</a>	<a href="#">Lebanon</a>
<a href="#">Cuba</a>	<a href="#">Niger</a>	<a href="#">India</a>	<a href="#">Cuba</a>	<a href="#">Libyan Arab Jamahiriya</a>
<a href="#">Chad</a>	<a href="#">Nigeria</a>	<a href="#">Indonesia</a>	<a href="#">Dominican Republic</a>	<a href="#">Morocco</a>
<a href="#">Comoros</a>	<a href="#">Republic of Congo</a>	<a href="#">Iran</a>	<a href="#">Ecuador</a>	<a href="#">Occupied Palestinian Territories</a>
<a href="#">Côte D'Ivoire</a>	<a href="#">Rwanda</a>	<a href="#">Lao Pdr</a>	<a href="#">El Salvador</a>	<a href="#">Saudi Arabia</a>
<a href="#">Democratic Republic of Congo</a>	<a href="#">Sao Tome &amp; Principe</a>	<a href="#">Malaysia</a>	<a href="#">Guatemala</a>	<a href="#">Somalia</a>
<a href="#">Equatorial Guinea</a>	<a href="#">Senegal</a>	<a href="#">Maldives</a>	<a href="#">Guyana</a>	<a href="#">Moldova</a>
<a href="#">Eritrea</a>	<a href="#">Sierra Leone</a>	<a href="#">Mongolia</a>	<a href="#">Haiti</a>	<a href="#">Montenegro</a>
<a href="#">Ethiopia</a>	<a href="#">South Africa</a>	<a href="#">Myanmar</a>	<a href="#">Honduras</a>	<a href="#">Poland</a>
<a href="#">Gabon</a>	<a href="#">South Sudan</a>	<a href="#">Nepal</a>	<a href="#">Jamaica</a>	<a href="#">Romania</a>
<a href="#">Gambia</a>	<a href="#">Swaziland</a>	<a href="#">Pakistan</a>	<a href="#">Mexico</a>	<a href="#">Russian Federation</a>
<a href="#">Ghana</a>	<a href="#">Tanzania</a>	<a href="#">Papua New Guinea</a>	<a href="#">Nicaragua</a>	<a href="#">Serbia</a>
<a href="#">Guinea</a>	<a href="#">Togo</a>	<a href="#">Philippines</a>	<a href="#">Panama</a>	<a href="#">Taiikistan</a>
<a href="#">Guinea-Bissau</a>	<a href="#">Uganda</a>	<a href="#">Republic of Korea</a>	<a href="#">Paraguay</a>	<a href="#">The Former Yugoslav Republic of Macedonia</a>
<a href="#">Kenya</a>	<a href="#">Zambia</a>	<a href="#">Samoa</a>	<a href="#">Peru</a>	<a href="#">Turkmenistan</a>
<a href="#">Lesotho</a>	<a href="#">Zimbabwe</a>	<a href="#">Sri Lanka</a>	<a href="#">Suriname</a>	<a href="#">Ukraine</a>
		<a href="#">Thailand</a>	<a href="#">Trinidad &amp; Tobago</a>	<a href="#">Uzbekistan</a>
		<a href="#">Vietnam</a>	<a href="#">Uruguay</a>	
			<a href="#">Venezuela</a>	

[Log In](#) [Regional Directors](#) [Search](#) [Contact Form](#) [UNDG Home](#)

This database is administrated by the UN Development Operations Coordination Office (DOCO) and updated locally by authorized coordination support staff.

# United Nations Development Programme (UNDP)



Primary UN agency devoted to all aspects of development

Creators of the Human Development Reports and Human Development Index

Each global, regional, and national report is themed

Custom data tables available via the “[do-it-yourself](#)” table builder

A wealth of information can be found in the [national human development reports](#) published irregularly by UNDP country offices

There are state and sub-regional human development reports and human development reports published by governments and private groups.

# Human Development Reports

Global, regional, national, and in some cases sub-national/regional reports

Global Human Development Report first published in 1990 ([Concept and Measurement of Human Development](#)) is the UNDP flagship publication.

Each report is themed: examples include democracy, climate change, water, migration, and disability.

Example of ideological differences between UN Development Agencies and International Financial Institutions. The Human Development Report and the World Bank's [World Development Report](#) are often confused.

National Human Development Reports contain a wealth of data collected at the local level. Excellent sources for students/researchers interested in local development conditions and primary sources.

# A picture worth a thousand words

## SUMMARY

### Human Development Report 2006



#### **Beyond scarcity:**

Power, poverty and the global water crisis





# UNDP Human Development Indicators

SHARE +

Tools and rankings

Human Development Index

Inequality-adjusted HDI

Gender Inequality Index

Multidimensional Poverty Index

Getting and Using Data

Understanding the Data

FAQs

---

**Join us**

GET EMAIL UPDATES ✉

SUBSCRIBE RSS

FACEBOOK f

TWITTER t

YOUTUBE ▶

---

HIGHLIGHT ★

**2011 Report**  
**Sustainability and Equity: A Better Future for All** is available for free downloading

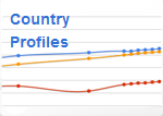
## International Human Development Indicators

The human development data utilized in the preparation of the [Human Development Index \(HDI\)](#) and [other composite indices](#) featured in the Human Development Report are provided by a variety of [public international sources](#) and represent the best and most current statistics available for those indicators at the time of the preparation of this annual report. Calculations of HDI values and country rankings are the sole responsibility of the Human Development Report Office. The [2011 Human Development Report](#), an [editorially independent publication](#) commissioned by the United Nations Development Programme, was published in print and on line on November 2nd, 2011. [Read more](#)

---


### Data Tools and Visualizations

**Country Profiles**



Find the latest statistics for all UN member-states

**Public Data Explorer**



Our data, easy to explore, visualize and communicate

**StatPlanet World Map**






Chart human development statistics for all nations

**Human Development Index Trends**




Regional and national trends for 1980-2011

**HDI rankings adjusted for inequality**



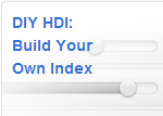
An HDI calculus reflecting internal inequalities

**GDP vs. HDI: Country contrasts**




National HDI compared to income (GNI per capita)

**DIY HDI: Build Your Own Index**



Create unique country comparisons and rankings

**Human Development Indicators**



Explore development data over the past 30 years

← To build a table start here

---

### Human Development Index (HDI) - 2011 Rankings

Very High Human Development	High Human Development	Medium Human Development	Low Human Development
1. Norway	48. Uruguay	95. Jordan	142. Solomon Islands
2. Australia	49. Palau	96. Algeria	143. Kenya
3. Netherlands	50. Romania	97. Sri Lanka	144. São Tomé and Príncipe
4. United States	51. Cuba	98. Dominican Republic	145. Pakistan
5. New Zealand	52. Seychelles	99. Samoa	146. Bangladesh
6. Canada	53. Bahamas	100. Fiji	147. Timor-Leste
7. Ireland	54. Montenegro	101. China	148. Angola
8. Liechtenstein	55. Bulgaria	102. Turkmenistan	149. Myanmar
9. Germany	56. Saudi Arabia	103. Thailand	150. Cameroon
10. Sweden	57. Mexico	104. Suriname	151. Madagascar

“The HDI was created to emphasize that people and their capabilities should be the ultimate criteria for assessing the development of a country, not economic growth alone. The HDI can also be used to question national policy choices, asking how two countries with the same level of GNI per capita can end up with such different human development outcomes” -- UNDP

# HDI Table Builder Continued

INTERNATIONAL HUMAN DEVELOPMENT INDICATORS

English | Français | Español  
Select Language

UNDP

Home COUNTRIES WORLD MAP DATA EXPLORER HDI TRENDS DIY HDI INDICATORS DATABASE ABOUT THE DATA

Select an indicator

Jump to: A C E F G H I L M P S U

**Now click "database"**

**A**

Adjusted net savings	Adolescent fertility rate (women aged 15-19 years)
Adult literacy rate, both sexes	

**C**

Carbon Dioxide Emissions per capita	Carbon dioxide per capita emission (growth 1970-2008)
Change in forest area	Combined gross enrolment in education (both sexes)

**E**

Education index (expected and mean years of schooling)	Expected years of schooling (of children under 7)
Ecological footprint of consumption	Endangered species
Environmental Performance Index	Expenditure on health, public (% of GDP)

**F**

Forest area	Forest area (% of total land area)
Fresh water withdrawals	

**G**

GDP per capita (2005 PPP \$)	GNI per capita in PPP terms (constant 2005 international \$)
Gender Inequality Index	Greenhouse gases per capita

**H**

# Now build the table

Home COUNTRIES WORLD MAP DATA EXPLORER HDI TRENDS DIY HDI INDICATORS DATABASE ABOUT THE DATA + UN DP

## Do-It-Yourself Data Tables

### 1. Select countries

Select all Remove all

Afghanistan	<input type="button" value="Select"/>	
Albania		
Algeria		
Andorra		
Angola		
Antigua and Barbuda		
Argentina		
Armenia		
Australia		
Austria		
Azerbaijan		
Bahamas		
Bahrain		
Bangladesh		
Barbados		
Belarus		
Belgium		
Belize		

### 2. Select indicators

Remove all

Adjusted net savings	<input type="button" value="Select"/>	
Adolescent fertility rate (women aged 15-19 years)		
Adult literacy rate, both sexes		
Carbon Dioxide Emissions per capita		
Carbon dioxide per capita emission (growth 1970-2008)		
Change in forest area		
Combined gross enrolment in education (both sexes)		
Ecological footprint of consumption		
Education index		
Endangered species		

# Online database vs. report versions

- Tables in the book version of the *Human Development Report* change each year.
- The 2010 version has 17 tables; 2007 has 35 tables; 2002 version has 30 tables; 1993 version has 52 tables. Each table has multiple indicators.
- The current online database version has a total of 50 indicators
- Similar differences can also be found in the World Bank's *World Development Report* and other IGO print and online data sources.

# UNDP Country Offices

United Nations Development Programme



UNDP Millennium Development Goals What We Do Newsroom Publications Jobs Tenders Tiếng Việt

Publications » Our Publications

## Search

## Important Links

- Joint Programmes in Viet Nam
- Global Compact Network Viet Nam
- UN in Viet Nam
- UNDP Global

## Contact Us

UNDP Viet Nam Main Contacts  
25-29 Phan Boi Chau Street.  
Ha Noi - Viet Nam  
Tel: (84 4) 3942 1495  
Fax: (84 4) 3942 2267  
Email: registry.vn@undp.org

## Publications - All

1 2 3 4 5 6 7 8 9 10 Next

- Impact of Program 135-phase II through the lens of baseline and endline surveys**  
**Author:** A team of Indochina Research and Consulting (IRC), including Phung Duc Tung (team leader), Nguyen Viet Cuong, Phung Thanh Thu, Vu Thi Bich Ngoc, Le Dang Trung, Pham Thai Hung, Nguyen Thu Nga, and Daniel Westbrook (Professor of Georgetown University, US), James Taylor (The University of Adelaide, Australia)  
**Published Date:** 2012-Dec-21

[More...](#)
- Women's representation in leadership in Viet Nam**  
**Author:** Jean Munro  
**Published Date:** 2012-Dec-18

[More...](#)
- Women's representation in the National Assembly of Viet Nam - the way forward**  
**Published Date:** 2012-Dec-14

[More...](#)
- International comparative analysis of anti-corruption legislation: Lessons on sanctioning and enforcement mechanisms for Viet Nam**  
**Author:** Professor Martin Painter, Ms. Dao Le Thu, Mr. Hoang Manh Chien and Mr. Nguyen Quang Ngoc  
**Published Date:** 2012-Dec-07

[More...](#)
- Recognise the strength of women and girls in reducing disaster risks!**  
**Published Date:** 2012-Oct-13

## Annual Report 2011/2012: The sustainable future we want



## Publication By Theme

- Democratic Governance
- Disaster Risk Management
- Environment and Energy
- HIV/AIDS
- Policy Research
- Poverty Reduction
- MDGs
- Others

# International Fund for Agricultural Development (IFAD)







- Specialized agency of the United Nations established in 1977 to finance agricultural development projects for food production in developing countries.
- New flagship publication is the [Rural Poverty Report](#)
- Like the World Bank the IFAD has a project cycle. The key document produced in this cycle is the *Results-Based Country Strategic Opportunities Programme* (COSOP).
- Annual [Report on IFAD's Development Effectiveness \(RIDE\)](#)


# IFAD Documentation

- IFAD documents are arguably more important than publications. The important information part of the site is not the publications section.
- Look under the [Operations Section](#). From there go to [Projects by Country](#) or *Results-based Country Strategic Opportunities Programme (COSOP)*.
- As in the case of the World Bank, regional development banks and the IMF, it is helpful to understand the [IFAD project design cycle](#).
- Stages in project development includes a project design, completion and quality assurance, negotiation and approval (by the executive board), implementation, and post-project evaluation.
- Not all documentation for each project stage is available.

# Finding IFAD Documentation

Rural Poverty Portal Contact us Site Map What's new Subscribe

Follow us on      

  
Enabling poor rural people to overcome poverty


Search

Choose country or region...   
Choose topic...

[Home](#) [About](#) [Operations](#) [Development effectiveness](#) [Evaluation](#) [From the field](#) [Partners](#) [Topics](#) [Newsroom](#) [Events](#) [Documents & publications](#) [Photos](#) [Videos](#) [Jobs](#)

**Operations**  
[Project cycle](#)  
[Results-based country strategic opportunities programme \(COSOP\)](#)  
[Projects by country](#)  
[Projects by cofinanciers](#)  
[Planned project activities](#)  
[IFAD's development effectiveness](#)  
[Performance-based allocation system](#)  
[Supervision and implementation support](#)  
[Result and impact management system](#)  
[South-south and triangular cooperation](#)  
[Grants](#)  
[Policy dialogue](#)  
[Anticorruption policy](#)  
[Guidelines, manuals and handbooks](#)  
[IFAD/Belgian Fund for Food Security Joint Programme](#)  
[Global Environment Facility](#)

**What we do**  
Since it was created in 1977, IFAD has focused exclusively on rural poverty reduction, working with poor rural populations in developing countries to eliminate poverty, hunger and malnutrition; raise productivity and incomes; and improve the quality of their lives. The Fund has designed and implemented projects in very different natural, socio-economic and cultural environments. Many IFAD-supported programmes have been in remote areas, and have targeted some of the poorest and most deprived segments of the rural population. IFAD has recognized that vulnerable groups can and do contribute to economic growth. These groups have shown that they can join the mainstream of social and economic development, provided the causes of their poverty are understood and enabling conditions are created.



In addition, its local-level operations in 120 countries and territories keep IFAD in continuous and direct contact with the rural poor. Their perceptions of their own opportunities and constraints form the backbone of IFAD's knowledge base. This diversity of people and contexts has led to the accumulation of a valuable body of experience and knowledge. It has also required IFAD to maintain a highly flexible and participatory approach in responding to the *specificities* of rural development around the world.

To build broad local ownership of the programmes it sponsors, IFAD works in partnership with others – borrowing-country governments, poor rural people and their organizations, and other donor agencies. Its focus on local development has given it a role in bridging the gap between multilateral and bilateral donors on the one side, and civil society represented by NGOs and community-based organizations (CBOs) on the other.

Extensive partnerships and global engagement enable IFAD to strengthen its catalytic role. Through careful monitoring and evaluation of the impact of its projects, the Fund identifies successful innovations for possible replication and cross-regional fertilization.

**Projects by region**  
[Google map: See where we work](#)  
[Africa - West and Central](#)  
[Africa - East and Southern](#)  
[Asia and the Pacific](#)  
[Latin America and the Caribbean](#)  
[Near East, North Africa and Europe](#)

**Lending rates**  
[English](#)  
[French](#)  
[Spanish](#)

**Transforming IFAD, changing lives**  
[Arabic](#)  
[English](#)  
[French](#)  
[Spanish](#)



# IFAD COSOPS

## Operations

### Project cycle

Results-based country strategic opportunities programme (COSOP)

### Projects by country

#### Projects by cofinanciers

#### Planned project activities

#### IFAD's development effectiveness

#### Performance-based allocation system

#### Supervision and implementation support

#### Result and impact management system

#### South-south and triangular cooperation

#### Grants

#### Policy dialogue

#### Anticorruption policy

#### Guidelines, manuals and handbooks

#### IFAD/Belgian Fund for Food Security Joint Programme

#### Global Environment Facility

## Results-based Country Strategic Opportunities Programme (COSOP)

A COSOP is a framework for making strategic choices about IFAD operations in a country, identifying opportunities for IFAD financing, and for facilitating management for results.

The central objective of a COSOP is to ensure that IFAD country operations produce a positive impact on poverty. The document reviews the specific rural poverty situation as the basis for determining geographic sites and related thematic areas where IFAD would operate and highlights the innovation it intends to promote in the country programme.

The COSOP discusses policy and institutional aspects that affect the outcome of IFAD operations and their impact on the poor including, *inter alia*, local governance and the participation/empowerment of the poor as main determinants of an enabling environment for the success of pro-poor projects. The COSOP also includes an overview of IFAD's previous operations and the lessons learned, particularly from evaluation studies, and integrates these lessons into future operational directions.

To ensure strong country ownership, the COSOP design and implementation process is characterized by wide stakeholder consultation. It is also designed to be aligned with the country's poverty reduction strategy and planning framework.

It clearly indicates potential strategic partners among **multilateral and bilateral donors**, taking into account the comparative advantage of each.

Full listing of COSOPs

[A](#) | [B](#) | [C](#) | [D](#) | [E](#) | [F](#) | [G](#) | [H](#) | [I](#) | [J](#) | [K](#) | [L](#) | [M](#) | [N](#) | [O](#) | [P](#) | [Q](#) | [R](#) | [S](#) | [T](#) | [U](#) | [V](#) | [W](#) | [X](#) | [Y](#) | [Z](#) | [Subregional strategies](#)

A

- Afghanistan - Main report ([Arabic](#) | [English](#) | [French](#) | [Spanish](#))
- Albania - Main report ([Arabic](#) | [English](#) | [French](#) | [Spanish](#))
- Angola - Main report ([Arabic](#) | [English](#) | [French](#) | [Spanish](#))
- Argentina - Main report ([Arabic](#) | [English](#) | [French](#) | [Spanish](#))
- Armenia - Main report ([Arabic](#) | [English](#) | [French](#) | [Spanish](#))
- Azerbaijan
- 2010 - Result-based COSOP ([Arabic](#) | [English](#) | [French](#) | [Spanish](#))
- 2003- Main report ([Arabic](#) | [English](#) | [French](#) | [Spanish](#))

[Back to top](#)

B

## Follow IFAD on



## Hot links

- [IFAD policies and strategies](#)

# World Institute for Development Economics Research (WIDER)

- “Undertakes research and policy analysis on the living conditions of the world’s poorest people and provides a forum for professional interaction and the advocacy of policies leading to robust, equitable, and environmentally sustainable growth.” – UNU WIDER
- Part of the [United Nations University](#)
- Home of the [World Income Inequality Database](#)
- Home of the [WIDER Working Papers](#)
- Co-publishes [WIDER Studies in Development Economics](#) with Oxford University Press.

# World Income Inequality Database

- Database of GINI Coefficients and income distribution by quantile shares for countries worldwide.
- Main strength is historical data. For some countries the data goes back before 1960.
- Other sources of global inequality data include:
  - [Luxembourg Income Study Database](#) (upper and middle income)
  - Datasets on the [University of Texas Inequality Project](#).
  - Inequality data from the UNDP and World Bank.
  - The [World's Top Income Database](#) (income share percentages - e.g. top 1% earns what % of national income).

# United Nations Conference on Trade and Development (UNCTAD)

- Authors publications and statistical data in the areas of:
  - Globalization and development
  - Trade in goods and services,
  - Commodities
  - Investment and enterprise development
  - Mergers and acquisitions
  - Trade logistics
  - Human resource development
- Notable data sources via the UnctadStat database include:
  - Foreign Direct Investment Stocks and Flows
  - Long-term data on international commodity prices
  - International trade data on creative and information economies

# Key UNCTAD Publications



- *World Investment Report*
- *Least Developed Countries Report*
- *Information Economy Report*
- *UNCTAD Handbook of Statistics*

# Foreign Direct Investment

- UNCTAD's data claim to fame. Detailed FDI data (stocks and flows within and between countries)
- Available via UNCTADStat and the [World Investment Report](#)
- See also [World Investment Directories](#), [Investment Policy Reviews](#), and [Investment Country Profiles](#)
- The UNCTAD publications site changes often. Some historical publications seem to have vanished.

# UnctadStat: Data & Navigation

UNCTAD.org | Methodology & Classifications | Tables & Indicators | Updates | FAQ | About UNCTADstat



Reports

Actions [dropdown] Search [input]

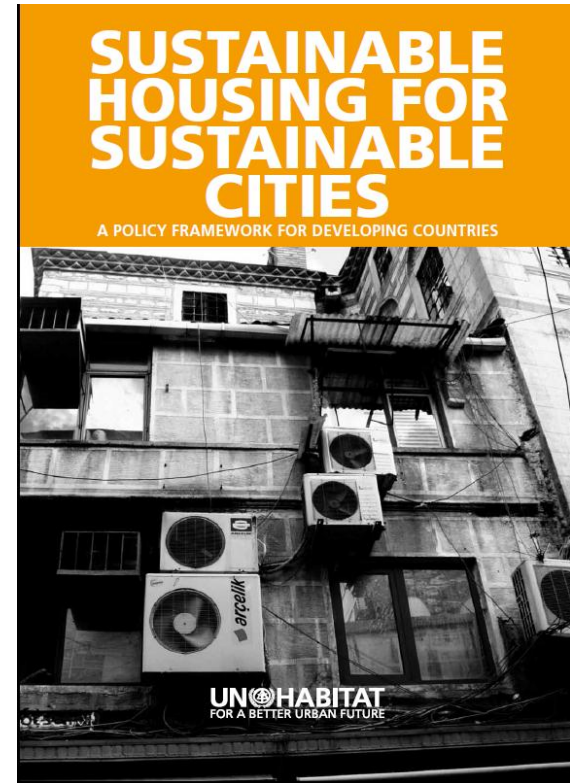

Folders	Name	Date (yyyy-mm-dd)
International trade in goods and services	Inward and outward foreign direct investment flows, annual, 1970-2011	2012-07-18, 09:54:31
Economic trends	Inward and outward foreign direct investment stock, annual, 1980-2011	2012-07-18, 09:54:31
National accounts		
Balance of payments		
Exchange rates		
Foreign direct investment		
Foreign direct investment flows and stocks		
External financial resources		
Foreign direct investment flows		
Migrants' remittances		
Development assistance		
External debt		
International reserves		
Population and labour force		
Commodities		
Commodity price long term trends		
Commodity price instability		
Information economy		
Information and communication technologies		
Creative economy		
Creative goods		
Creative services		
Related industries		
Maritime transport		

FDI Stocks and Flows by country

Global market commodity prices monthly from 1960

Growth and trade in creative goods and services

# United Nations Human Settlements Programme (HABITAT)



UN agency devoted to human settlements. Mandated by the UN General Assembly to promote “socially and environmentally sustainable towns and cities with the goal of providing adequate shelter for all.” – UN Habitat



# UN HABITAT Publications

- Hundreds of publications available online in the areas of urban development, land and housing, the environment and climate change, water and sanitation, and more.
- Offers an affordable [annual subscription](#) of 300 US dollars for all publications produced annually.
- Historical publications difficult to find online unless you know the title.
- Key publications are *The State of the World's Cities* and *Global Report on Human Settlements*.
- Other notable publications include *Urban Profiles* (for many cities) and other regional and national city reports (*State of China Cities*, *State of Latin America & Caribbean Cities*).

# UrbanInfo

UrbanInfo

Database: UrbanInfo v2.0

Data

Select indicators

UrbanInfo  
United Nations Human Settlements Programme

UN-HABITAT

start

Easier but limited  
download & display

# Select category then sub-category

The screenshot displays the UrbanInfo web application interface. At the top, the 'UrbanInfo' logo is on the left, and a navigation bar contains icons for home, globe, checkmark, bar chart, grid, and map. Below the logo, the database version 'UrbanInfo v2.0' is shown. A search bar labeled 'Data' is on the right. A secondary navigation bar includes 'Sector', 'Goal', 'Framework', 'Theme', 'Institution', 'Convention', and 'Source'. Below this is another search bar labeled 'Area'. The main content area is divided into two panes. The left pane shows a tree view of categories under 'Sector', with 'Employment' highlighted. The right pane shows a list of 26 available items, with the first seven items selected. Annotations with arrows point to the 'Employment' category and the 'Available' list, providing instructions on how to use the interface.

Database UrbanInfo v2.0

Sector Goal Framework Theme Institution Convention Source

Area

Available (26)

Sector

- Demography
- Disaster
- Economy
  - Employment**
  - Expenditure
  - Income
- Education
- Environment
- Health
- Housing
- Migration
- Nutrition
- Safe Cities
- Transport

Stay away unless you want it all

Click here, it populates the boxes

Percentage of 15-24 year-olds in informal employment by shelter deprivation - Percent - 1 Shelter deprivation female

Percentage of 15-24 year-olds in informal employment by shelter deprivation - Percent - 1 Shelter deprivation male

Percentage of 15-24 year-olds in informal employment by shelter deprivation - Percent - 2 Shelter deprivation female

Percentage of 15-24 year-olds in informal employment by shelter deprivation - Percent - 2 Shelter deprivation male

Percentage of 15-24 year-olds in informal employment by shelter deprivation - Percent - Female Non-slum

Percentage of 15-24 year-olds in informal employment by shelter deprivation - Percent - Female Rural

Percentage of 15-24 year-olds in informal employment by shelter deprivation - Percent - Female Slum

Percentage of 15-24 year-olds in informal employment by shelter deprivation - Percent - Female Urban

Percentage of 15-24 year-olds in informal employment by shelter deprivation - Percent - Male Non-slum

Percentage of 15-24 year-olds in informal employment by shelter deprivation - Percent - Male Rural

Percentage of 15-24 year-olds in informal employment by shelter deprivation - Percent - Male Slum

Percentage of 15-24 year-olds in informal employment by shelter deprivation - Percent - Male Urban

Percentage of 15-24 year-olds non-employed by shelter deprivation - Percent - 1 Shelter deprivation female

Percentage of 15-24 year-olds non-employed by shelter deprivation - Percent - 1 Shelter deprivation male

Percentage of 15-24 year-olds non-employed by shelter deprivation - Percent - 2 Shelter deprivation female

Percentage of 15-24 year-olds non-employed by shelter deprivation - Percent - 2 Shelter deprivation male

Percentage of 15-24 year-olds non-employed by shelter deprivation - Percent - 3 Shelter deprivation female

Percentage of 15-24 year-olds non-employed by shelter deprivation - Percent - 3 Shelter deprivation male

Page 1 of 2

Selected (7)

Percentage of 15-24 year-olds in informal employment by shelter deprivation - Percent - 1 Shelter deprivation female

Percentage of 15-24 year-olds in informal employment by shelter deprivation - Percent - 1 Shelter deprivation male

Percentage of 15-24 year-olds in informal employment by shelter deprivation - Percent - 2 Shelter deprivation female

Percentage of 15-24 year-olds in informal employment by shelter deprivation - Percent - 2 Shelter deprivation male

Percentage of 15-24 year-olds in informal employment by shelter deprivation - Percent - Female Non-slum

Percentage of 15-24 year-olds in informal employment by shelter deprivation - Percent - Female Rural

Percentage of 15-24 year-olds in informal employment by shelter deprivation - Percent - Female Slum

# Be patient and keep clicking

	A	B	C	D	E	F	G	H
1	Time Period	Area ID	Area Name	Indicator	Data Value	Unit	Subgroup	Source
2	2001	AFRBEN	Benin	Percentage of 15-24 year-olds in informal employment by shelter deprivation	97.6	Percent	Female Rural	UNHABITAT_UNHABIT
3	2001	AFRBEN	Benin	Percentage of 15-24 year-olds in informal employment by shelter deprivation	84.2	Percent	Female Non-slum	UNHABITAT_UNHABIT
4	2001	AFRBEN	Benin	Percentage of 15-24 year-olds in informal employment by shelter deprivation	94.3	Percent	Female Slum	UNHABITAT_UNHABIT
5	2001	AFRBEN	Benin	Percentage of 15-24 year-olds in informal employment by shelter deprivation	93.3	Percent	1 Shelter deprivation female	UNHABITAT_UNHABIT
6	2001	AFRBEN	Benin	Percentage of 15-24 year-olds in informal employment by shelter deprivation	94.8	Percent	2 Shelter deprivation female	UNHABITAT_UNHABIT
7	2001	AFRBEN	Benin	Percentage of 15-24 year-olds in informal employment by shelter deprivation	77	Percent	1 Shelter deprivation male	UNHABITAT_UNHABIT
8	2001	AFRBEN	Benin	Percentage of 15-24 year-olds in informal employment by shelter deprivation	85.2	Percent	2 Shelter deprivation male	UNHABITAT_UNHABIT
9	2006	AFRBEN	Benin	Percentage of 15-24 year-olds in informal employment by shelter deprivation	64.5	Percent	1 Shelter deprivation male	UNHABITAT_UNHABIT
10	2006	AFRBEN	Benin	Percentage of 15-24 year-olds in informal employment by shelter deprivation	79.8	Percent	2 Shelter deprivation male	UNHABITAT_UNHABIT
11	2006	AFRBEN	Benin	Percentage of 15-24 year-olds in informal employment by shelter deprivation	91.7	Percent	Female Rural	UNHABITAT_UNHABIT
12	2006	AFRBEN	Benin	Percentage of 15-24 year-olds in informal employment by shelter deprivation	87.6	Percent	Female Non-slum	UNHABITAT_UNHABIT
13	2006	AFRBEN	Benin	Percentage of 15-24 year-olds in informal employment by shelter deprivation	79.3	Percent	Female Slum	UNHABITAT_UNHABIT
14	2006	AFRBEN	Benin	Percentage of 15-24 year-olds in informal employment by shelter deprivation	87.2	Percent	1 Shelter deprivation female	UNHABITAT_UNHABIT
15	2006	AFRBEN	Benin	Percentage of 15-24 year-olds in informal employment by shelter deprivation	78.3	Percent	2 Shelter deprivation female	UNHABITAT_UNHABIT
16	1999	AFRBFA	Burkina Faso	Percentage of 15-24 year-olds in informal employment by shelter deprivation	99.1	Percent	Female Rural	UNHABITAT_UNHABIT
17	1999	AFRBFA	Burkina Faso	Percentage of 15-24 year-olds in informal employment by shelter deprivation	42.9	Percent	Female Non-slum	UNHABITAT_UNHABIT
18	1999	AFRBFA	Burkina Faso	Percentage of 15-24 year-olds in informal employment by shelter deprivation	85.2	Percent	Female Slum	UNHABITAT_UNHABIT
19	1999	AFRBFA	Burkina Faso	Percentage of 15-24 year-olds in informal employment by shelter deprivation	85.7	Percent	1 Shelter deprivation female	UNHABITAT_UNHABIT
20	1999	AFRBFA	Burkina Faso	Percentage of 15-24 year-olds in informal employment by shelter deprivation	81.8	Percent	2 Shelter deprivation female	UNHABITAT_UNHABIT
21	1999	AFRBFA	Burkina Faso	Percentage of 15-24 year-olds in informal employment by shelter deprivation	58.3	Percent	1 Shelter deprivation male	UNHABITAT_UNHABIT
22	1999	AFRBFA	Burkina Faso	Percentage of 15-24 year-olds in informal employment by shelter deprivation	71.7	Percent	2 Shelter deprivation male	UNHABITAT_UNHABIT
23	2003	AFRBFA	Burkina Faso	Percentage of 15-24 year-olds in informal employment by shelter deprivation	95.6	Percent	Female Rural	UNHABITAT_UNHABIT
24	2003	AFRBFA	Burkina Faso	Percentage of 15-24 year-olds in informal employment by shelter deprivation	83	Percent	Female Non-slum	UNHABITAT_UNHABIT
25	2003	AFRBFA	Burkina Faso	Percentage of 15-24 year-olds in informal employment by shelter deprivation	82.3	Percent	Female Slum	UNHABITAT_UNHABIT
26	2003	AFRBFA	Burkina Faso	Percentage of 15-24 year-olds in informal employment by shelter deprivation	77.8	Percent	1 Shelter deprivation female	UNHABITAT_UNHABIT
27	2003	AFRBFA	Burkina Faso	Percentage of 15-24 year-olds in informal employment by shelter deprivation	91.3	Percent	2 Shelter deprivation female	UNHABITAT_UNHABIT
28	1998	AFRCMR	Cameroon	Percentage of 15-24 year-olds in informal employment by shelter deprivation	84.4	Percent	Female Rural	UNHABITAT_UNHABIT
29	1998	AFRCMR	Cameroon	Percentage of 15-24 year-olds in informal employment by shelter deprivation	65.4	Percent	Female Non-slum	UNHABITAT_UNHABIT

# World Food Programme (WFP)

The screenshot shows the WFP website homepage with a blue header. The header includes navigation links: About, Publications, Photos, Videos, Contact, and a language dropdown (Français, Español, العربية). A search bar and a red 'DONATE' button are also present. Below the header, the WFP logo and tagline 'World Food Programme - Fighting Hunger Worldwide' are displayed. A secondary navigation bar contains 'COUNTRIES', 'OUR WORK', 'HUNGER', 'GET INVOLVED', and 'NEWS'. A registration form asks for 'First Name', 'Email', and 'Select country', with a 'SIGN UP' button. The main content area features a large image of a woman holding a cardboard box, with the text '10 Things To Know About Hunger In 2013' and 'WFP is the world's largest humanitarian agency fighting hunger.' Below this, it states 'WFP is funded entirely by voluntary donations'. A blue footer bar lists categories: First Time Here, Aid Professionals, Students, Teachers, Private Sector, Government Donors, and Media. Below the screenshot, there are three promotional sections: 'the Hunger Feed' with a '50' logo and a photo of two people; 'You against hunger' with a 'DONATE \$1 feeds 4 kids' button and social media icons; and 'HOT SPOTS' with a photo of a woman and child, and a Facebook widget for the World Food Programme.

The World Food Programme is the food aid agency of the United Nations . It is dedicated to “saving lives in refugee and other emergency situations; to improve the nutrition and quality of life of the most vulnerable people at critical times in their lives; and to help build assets and promote the self-reliance of poor people and communities.”

# WFP Documents & Publications

- WFP publications include books, occasional papers, and policy papers listed under “publications.”
- Operational documents about specific projects may be found in the “country section” at the top of the site or by querying the [WFP Operational database](#).
- Because of the dynamic and emergency nature of its mission, WFP and other UN humanitarian relief agencies are specially active in social media: twitter, youtube, facebook, blogs, and other online communities.

# WFP Country Page for Kenya: Access to Projects and Publications

The screenshot displays the WFP Kenya country page. At the top, there is a blue navigation bar with links for 'About', 'Publications', 'Photos', 'Videos', and 'Contact'. It also includes language options (Français, Español, العربية) and a search bar. Below this is the WFP logo and the text 'World Food Programme - Fighting Hunger Worldwide'. A secondary navigation bar contains icons and labels for 'COUNTRIES', 'OUR WORK', 'HUNGER', 'GET INVOLVED', and 'NEWS'. The main content area is titled 'Kenya' and features a sub-navigation menu with 'Home', 'Overview', 'Operations', 'News', 'Media', 'Publications', 'Food Security', and 'Contacts'. Two arrows point to the 'Operations' and 'Publications' links in this menu. The 'Operations' section includes a featured article titled 'Mobile Cash For Emergency Response In Kenya' with a 'VIEW MORE' button. Below it is a news snippet from 'THE GUARDIAN' about 'Data drip: 'Smart' handpumps send...' with a 'READ MORE' button. The 'Overview' section provides a summary of the drought crisis in Kenya, mentioning that the number of people needing food assistance has decreased from 3.75 million to 2.2 million. A 'READ MORE' button is also present. On the right side, there is a 'WFP OFFICES' map showing regional locations like Uganda, Kenya, Somalia, Rwanda, Burundi, Tanzania, and Zanzibar. Below the map is a 'SUBSCRIBE & SHARE' section with an RSS Feeds link and social media sharing options. A 'Bookmark & Share' popup window is open, showing various sharing options like Facebook, Twitter, Email, Print, StumbleUpon, Blogger, and Pinterest. At the bottom right, there is an 'OPERATIONS' button.

# WFP Kenya publications on food and livestock prices, urban food insecurity, refugees, emergencies, consumption, nutrition, gender, school meals, etc.

wfp.org *Fighting Hunger Worldwide*

[COUNTRIES](#)
[OUR WORK](#)
[HUNGER](#)
[GET INVOLVED](#)
[NEWS](#)

## Kenya

Home
Overview
Operations
News
Media
Publications
Food Security
Contacts

### Publications

The first in a series of evaluations of the impact of school meals concludes that meals have helped boys and girls get into and through primary school and even on to secondary school. But the school meal is not enough to reverse the negative trend in drop-out rates as the students approach puberty, especially for girls in rural areas. Enhancing the cross-sector collaboration between agencies is necessary to maximise the gains of school meals. The Government of Kenya has taken important steps in this direction and WFP is in a key position to support this further.

[Read more](#)

**HIV/AIDS**  
2012 - 2012

- ▶ [HIV and AIDS in Sub-Saharan Africa](#)
- ▶ [Annual Evaluation Report 2011](#)

[View more](#)

**Monitoring**  
2012 - 2012

- ▶ [The Market Monitor](#)
- ▶ [Global Food Security Update](#)
- ▶ [Kenya - Food Security and Outcome Monitoring, 2012](#)

[View more](#)

**Livelihoods**  
2012

- ▶ [Kenya - Food Security and Outcome Monitoring, 2012](#)

**Market Analysis**  
2012

- ▶ [The Market Monitor](#)
- ▶ [Kenya Food Security Outlook: July - December 2012](#)
- ▶ [Kenya Urban - Comprehensive Food Security and Vulnerability Analysis \(KU-CFSVA\) and Nutrition Assessment](#)

[View more](#)

**Food Consumption**  
2012


- ▶ [Kenya - Food Security and Outcome Monitoring, 2012](#)

[View more](#)

**Crop and Food Assessments**

- ▶ [Kenya Food Security Outlook: July - December 2012](#)

#### WFP OFFICES



#### PUBLICATIONS

- ▶ [HIV/AIDS](#)
- ▶ [Market Analysis](#)
- ▶ [Monitoring](#)
- ▶ [Food Consumption](#)
- ▶ [Livelihoods](#)
- ▶ [Crop and Food Assessments](#)
- ▶ [Livestock Prices](#)
- ▶ [Food Prices](#)
- ▶ [Baseline Assessments](#)
- ▶ [Urban Food Insecurity](#)
- ▶ [Capacity Development](#)
- ▶ [Emergencies](#)



# United Nations Industrial Development Programme


- UN specialized agency that promotes industrial development for poverty reduction, environmental sustainability and inclusive globalization.
- Key Publications: *Industrial Development Report* and *International Yearbook of Industrial Statistics* (Edward Elgar).
- Free publications, newsletters, sales publications, co-publications and branch publications (look under research and statistics).
- Web site features several unique databases including a *World Productivity Database* and a *Competitive Industrial Performance Database*.
- Main statistical product are the *Industrial Statistics Databases* available for purchase on CD (Indstat4 and Indstat2).

# Industrial Statistics Databases

- In some respects like an International Economic Census:
  - INDSTAT4 - number of establishments, employees, wages and salaries, output, value added, gross fixed capital formation, and number of female employees by industry at the 3 and 4 digit levels of the International Standard Industrial Classification of All Economic Activities (ISIC) for 134 countries annually since 1990, for 151 manufacturing categories.
  - INDSTAT2 - Time series data from 1963 at the 2-digit level of the ISIC in manufacturing (23 industries). Data are presented in the same format as INDSTAT4 for seven indicators (number of establishments, employment, wages and salaries, output, value added, gross fixed capital formation and number of female employees). Includes index numbers of industrial production which show real growth of the volume of production by ISIC.

# United Nations Children's Fund (UNICEF)

English | Español | Français | العربية | 中文 Support UNICEF

**unicef**  [HOME PAGE](#) | [WHAT WE DO](#) | [WHO WE ARE](#) | [FOCUS AREAS](#) | [WHERE WE WORK](#) | [PRESS CENTRE](#)

## UNICEF PHOTOGRAPHY

**Photo of the Week**

- 2012 Photos
- 2011 Photos
- 2010 Photos
- 2009 Photos
- 2008 Photos

Photo Essays

Can You See Me?


In Focus

iPhone App

---

UNICEF Photography

**Photo of the Week**




**10 September 2012**

Madagascar, 2009: International Literacy Day – held each year on 8 September – celebrates literacy as a basic human right. Begun by the United Nations Educational, Scientific and Cultural Organization (UNESCO) in 1965, the event heralds a new theme annually, this year's being the importance of literacy to achieving peace. Literacy lies at the core of many of the child rights UNICEF works to protect, including the rights to education and expression. A classroom, Itasy Region.

©UNICEF/NYHQ/2009-1/342P/Prozzi

[< Previous](#) | [Next >](#)

**Previous Photos of the Week**

 5 November 2012	 29 October 2012	 22 October 2012	 15 October 2012	 8 October 2012
 1 October 2012	 24 September 2012	 17 September 2012	 10 September 2012	 3 September 2012

[< Prev](#) | [Next >](#)

# Not just for trick-or treat

- Provides humanitarian and developmental assistance to children and mothers in developing countries. Created by the United Nations General Assembly in 1946.
- Works in the areas of child survival and development, nutrition, health and HIV/AIDS, child protection, education and gender quality, and child policies.



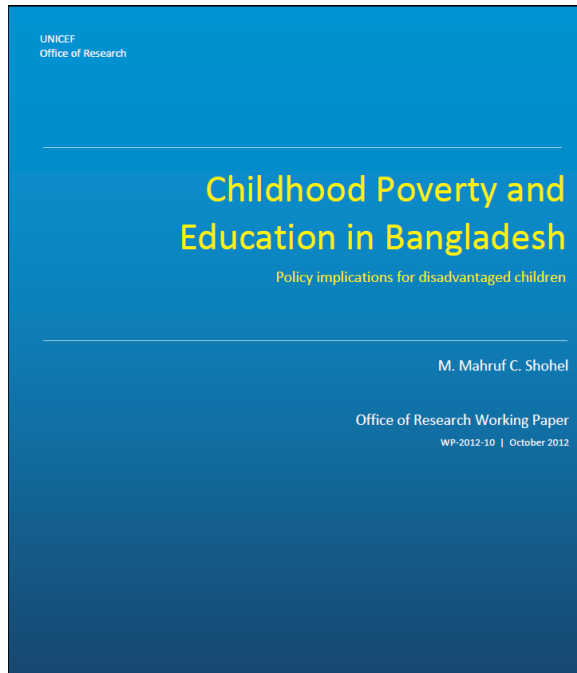
UNICEF Warehouse

- Active in more than 190 countries and territories. About 88 per cent of the organization's staff are located in the field.
- Excellent publications, databases and statistics.

# UNICEF Publications

- Flagships are [\*State of the World's Children\*](#) and [\*Progress for Children\*](#).
- Address topics such as debt, poverty and development, education emergencies, gender concerns, HIV/AIDS , health immunization early childhood development, nutrition, statistics, UNICEF's history, water, the environment, sanitation, etc.
- Publications are browseable by region, title, date and subject. Most are online since the mid 1990's. They are not included on UN deposit.
- The key thing to remember about UNICEF is the global scope of its operations. Many publications are available on UNICEF country sites (similar to the UNDP) and address local concerns.
- UNICEF also makes available [statistics](#) and datasets (via registration) via its [Multiple Indicator Cluster Surveys](#).
- There is also the UNICEF [Innocenti Research Centre](#) based in Florence Italy which has outstanding resources.

# Innocenti Research Centre



UNICEF Research Center focusing on social and economic policies and children, and child protection and implementation of international standards for children.

Publications include a number of series (Innocenti Digest and Innocenti Working Papers).

Online catalog of publications dating back to 1989 in the areas of child poverty, economic development, child work and labor, conflict and displacement, migration, urbanized countries and many more topics.

Innocenti also features a number of [databases](#): a *Child Impact Database* on the country economic trends and policies and their impacts on children, the *TransMONEE database* on the economic situation and well-being of children in the countries of Central and Eastern Europe and the CIS, a *Child Trafficking Database*, and a *Children in Armed Conflict Database*.

# United Nations Regional Commissions

- [Economic Commission for Africa \(ECA\)](#)
- [Economic Commission for Europe \(ECE\)](#)
- [Economic Commission for Latin America and the Caribbean \(ECLAC\)](#)
- [Economic and Social Commission for Asia and the Pacific \(ESCAP\)](#)
- [Economic and Social Commission for Western Asia \(ESCWA\)](#)

# Economic Commission for Africa (ECA)

- Key publications include *Economic Report on Africa*, *African Statistical Yearbook* and *African Economic Outlook*.
- Online statistical database is entitled [Statbase](#) and features an online table-builder with data visualizations and maps.
- At present there is a limited online publications presence. The sub-regional offices for Central, Eastern, North, South, and western Africa also contain some publications.
- Currently there is not much historical content and print collections at UN depositories and other institutions remain vital.



# Africa Statbase

Home > Data

Indicator Area Period Data Chart Visualization Map

Best Fit Zoom in Zoom out Pan

Under five mortality rate (Per 1000 live births) - [2012]

Select Indicator  
Under five mortality rate (Per 1000 live births)

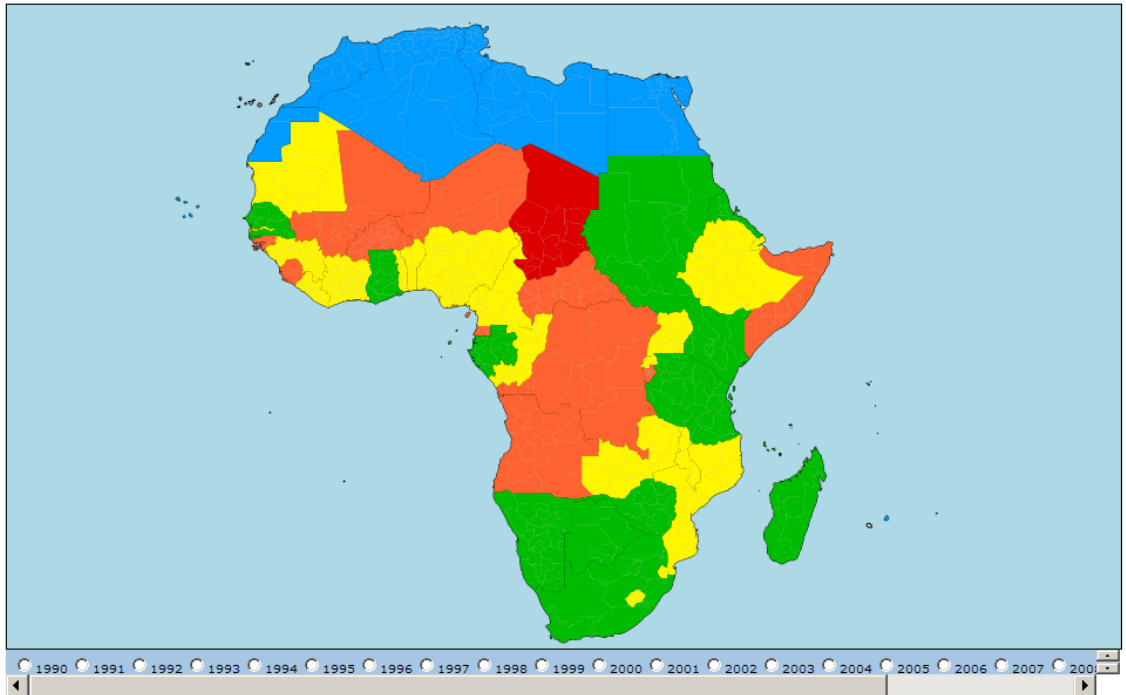
Select Period  
2012

Groupings  Reset for current period

1	197.3	>		
2	144.3	-	197.3	
3	91.3	-	144.3	
4	38.3	-	91.3	
5		<	38.3	

Apply Selection

Chad	197.3
Guinea-Bissau	182.7
Congo, Democratic Republic	181.5
Mali	175
Somalia	163.3
Sierra Leone	157.9
Central African Republic	157
Angola	156.6
Burundi	153.1
Equatorial Guinea	152.3
Burkina Faso	149.6
Niger	145.1
Nigeria	141.9
Cameroon	137.8
Guinea	135.4
Zambia	133.4
Mozambique	124.9
Benin	122.5



# Economic Commission for Latin America and the Caribbean (ECLAC)

- Strong online publications presence. Publications searchable and browseable by country, subject, language and year.
- Flagship publications include:
  - *CEPAL Review* (ECLAC's economic journal)
  - *Statistical Yearbook for Latin America and the Caribbean*
  - *Economic Survey of Latin America and the Caribbean*
  - *Social Panorama of Latin America*
  - *Latin America and the Caribbean in the World Economy*.
- There are many other surveys, bulletins, and monographs. All publications are in Spanish and many are in both English & Spanish.
- Statistical Database is called [CEPALSTAT](#).

# CepalStat (National Gasoline Prices)



CEPALSTAT | Databases

ECLAC Economic Commission for Latin America and the Caribbean



FUELS IN SOUTH AMERICA PLUS MEXICO



Graph selected series

## Oil price information

Oil prices (comparison in dollars)

(Current dollars per liter (in the case of LPG is Current dollars per kilogram))

[Get xml result format](#)

ARGENTINA		Years								
Type of oil / Component		2001	2002	2003	2004	2005	2006	2007	2008	2009
<b>REGULAR GAS</b>										
CONSUMER PRICE	<input type="checkbox"/>	0.884	0.433	0.580	0.576	0.582	0.553	0.565	0.627	0.622
REFINERY PRICE	<input type="checkbox"/>	0.199	0.147	0.234	0.250	0.255	0.242	0.251	0.291	0.291
<b>PREMIUM GAS</b>										
CONSUMER PRICE	<input type="checkbox"/>	0.999	0.493	0.644	0.639	0.647	0.615	0.637	0.755	0.796
REFINERY PRICE	<input type="checkbox"/>	0.276	0.188	0.274	0.283	0.289	0.275	0.287	0.356	0.372
<b>DIESEL OIL</b>										
CONSUMER PRICE	<input type="checkbox"/>	0.569	0.327	0.465	0.473	0.493	0.468	0.521	0.590	0.610
REFINERY PRICE	<input type="checkbox"/>	0.211	0.140	0.212	0.257	0.268	0.256	0.285	0.332	0.344
<b>BOLIVIA (PLURINATIONAL STATE OF)</b>										
		Years								
Type of oil / Component		2001	2002	2003	2004	2005	2006	2007	2008	2009
<b>REGULAR GAS</b>										
CONSUMER PRICE	<input type="checkbox"/>	0.486	0.462	0.433	0.423	0.465	0.470	0.481	0.520	0.536
REFINERY PRICE	<input type="checkbox"/>	0.175	0.208	0.224	0.241	0.211	0.217	0.222	0.242	0.256
<b>PREMIUM GAS</b>										
CONSUMER PRICE	<input type="checkbox"/>	0.677	0.698	0.623	0.516	0.596	0.603	0.616	0.667	0.687
REFINERY PRICE	<input type="checkbox"/>	0.209	0.243	0.197	0.235	0.217	0.218	0.223	0.243	0.256
<b>DIESEL OIL</b>										
CONSUMER PRICE	<input type="checkbox"/>	0.458	0.436	0.409	0.401	0.467	0.468	0.478	0.518	0.533
REFINERY PRICE	<input type="checkbox"/>	0.213	0.254	0.236	0.214	0.210	0.218	0.223	0.242	0.255

# Economic and Social Commission for Asia and the Pacific (ESCAP)

- Flagship Publications:
  - *Statistical Yearbook for Asia and the Pacific*
  - *Economic and Social Survey of Asia and the Pacific*
  - *Asia-Pacific Development Journal*
  - *Asia-Pacific Trade and Investment Report*
- Statistical Database is called the [Asia-Pacific Database](#)
- Has an strong [ESCAP Document Centre](#)

# Sample ESCAP Poverty Document

**UNITED NATIONS  
ECONOMIC  
AND  
SOCIAL COUNCIL**



GENERAL

E/ESCAP/1247  
15 March 2002



ORIGINAL: ENGLISH

ECONOMIC AND SOCIAL COMMISSION FOR ASIA AND THE PACIFIC

Fifty-eighth session  
16-22 May 2002  
Bangkok

**EMERGING ISSUES AND DEVELOPMENTS AT THE REGIONAL LEVEL:  
SOCIO-ECONOMIC MEASURES TO ALLEVIATE POVERTY  
IN RURAL AND URBAN AREAS**

(Item 6 (c) of the provisional agenda)

**PROGRESS IN THE IMPLEMENTATION OF RESOLUTIONS AND  
DECISIONS RELATING TO SOCIO-ECONOMIC MEASURES TO  
ALLEVIATE POVERTY IN RURAL AND URBAN AREAS**

*Note by the secretariat*

**SUMMARY**

At recent sessions, the Commission has adopted a number of resolutions with the aim of alleviating poverty in the region. The present document reports on the implementation of the following resolutions: 54/4 of 22 April 1998 on the mobilization of human and financial resources for further implementation of actions to achieve the population and development goals of the ESCAP region; 56/2 of 7 June 2000 on advancing human resources development in Asia and the Pacific; 57/1 of 25 April 2001 containing the regional call for action to fight the human immunodeficiency virus/acquired immunodeficiency syndrome in Asia and the Pacific; and 57/3 of 25 April 2001 on follow-up to the Fourth World Conference on Women and the outcome of the twenty-third special session of the General Assembly.

The Commission may wish to review the progress achieved in the implementation of those resolutions and provide guidance to the secretariat on enhancing the effectiveness of their implementation and on the future direction of the work of the secretariat.

# International Financial Institutions

- World Bank Group
- International Monetary Fund
- Regional Development Banks
- OECD



# World Bank Group

## **International Bank for Reconstruction and Development**

Lends to governments of middle-income and selected low-income countries.

## **International Development Association**

Provides interest-free loans and grants to governments of the poorest countries

## **International Finance Corporation**

Provides loans, equity and technical assistance to stimulate private sector investment in developing countries

## **Multilateral Investment Guarantee Agency**

Provides political risk insurance (guarantees) for projects in developing member countries

## **International Centre for the Settlement of Investment Disputes**

Works to reconcile and arbitrate international investment disputes

# Book recommendation: *Mountains Beyond Mountains* by Tracy Kidder



The screenshot shows the World Bank website's "Office of the President" page. At the top, there are language options (English, Español, Français, العربية, Русский, 中文) and a search bar. A navigation menu includes links for ABOUT, DATA, RESEARCH, LEARNING, NEWS, PROJECTS & OPERATIONS, PUBLICATIONS, COUNTRIES, and TOPICS. The main header is "Office of the President" with a plus icon. Below this, a sidebar on the left lists navigation options: Office of the President, About the Office, Current President (selected), Past Presidents, Senior Management, Statements, and News & Views. The main content area is titled "Current President" and features a profile of Dr. Jim Yong Kim, World Bank Group President. It includes a portrait photo, a bio in multiple languages, and a detailed paragraph about his background and work at Dartmouth College and the WHO. Social media sharing options (Facebook Like, Twitter Tweet, and a general SHARE button) are visible above the main content. On the right side, there are two sections: "RELATED" with links to Biography, Leadership, Senior Management, Boards of Directors, and Past Presidents; and "RESOURCES" with links to About Us, History, Articles of Agreement, Annual Meetings, and Media Contacts.

English | Español | Français | العربية | Русский | 中文 | ▶

THE WORLD BANK  
Working for a World Free of Poverty

Search GO ▶

ABOUT DATA RESEARCH LEARNING NEWS PROJECTS & OPERATIONS PUBLICATIONS COUNTRIES TOPICS

Office of the President

This page in: English

Like Tweet SHARE

## Current President

**Dr. Jim Yong Kim**  
World Bank Group President

[Español](#) | [Français](#) | [عربي](#) | [Русский](#) | [中文](#) | [한국어](#) (PDFs)

Jim Yong Kim, M.D., Ph.D., became the 12th President of the World Bank Group on July 1, 2012.

A physician and anthropologist, Dr. Kim has dedicated himself to international development for more than two decades, helping to improve the lives of under-served populations worldwide. Dr. Kim comes to the Bank after serving as President of Dartmouth College, a pre-eminent center of higher education that consistently ranks among the top academic institutions in the United States. Dr. Kim is a co-founder of Partners In Health (PIH) and a former director of the HIV/AIDS Department at the World Health Organization (WHO).

As President of Dartmouth – an institution that comprises a liberal arts college and professional schools of medicine, engineering and business, as well as 19 graduate programs in the arts and sciences, a staff and faculty of 3,300, and a budget of \$700 million – Dr. Kim earned praise for reducing a financial deficit without cutting any academic programs. Dr. Kim also founded the Dartmouth Center for Health Care Delivery Science, a multidisciplinary institute dedicated to developing new models of health care delivery and achieving better health outcomes at lower costs.

Before assuming the Dartmouth presidency, Dr. Kim held professorships and chaired departments at Harvard Medical School, the Harvard School of Public Health and Brigham and Women's Hospital, Boston. He also served as director of Harvard's François-Xavier Bagnoud Center for Health and Human Rights.

**RELATED**

- ▶ Biography
- ▶ Leadership
- ▶ Senior Management
- ▶ Boards of Directors
- ▶ Past Presidents

**RESOURCES**

- ▶ About Us
- ▶ History
- ▶ Articles of Agreement
- ▶ Annual Meetings
- ▶ Media Contacts



# World Bank Publications and Statistics

- World Bank Publications and Statistics are well-known and have been collected by libraries for decades.
- Flagship publication is the *World Development Report* as well as the two journals *World Bank Economic Review* and *World Bank Observer*. *World Bank Policy Research Working Papers* are also widely cited.
- World Bank has recently embraced a virtually comprehensive open access and open data policy, mounting most data and publications freely online.
- New free publications portal is the [Open Knowledge Repository](#) (OKR). The data portal is the [World Bank Data Catalog](#).

# World Bank Data Catalog

- The [World Bank Data Catalog](#) provides download access to over 2,000 indicators from World Bank data sets.
- The layout is a little confusing. Includes individual reports, links to data from other sites, and redundant data. There are many discrete databases available. Some notable new additions include:
  - World Bank Finances - Datasets related to the World Bank's finances, including IBRD loans and IDA's credits and grants.
  - Haiti Data - open access to Haiti-related geo-spatial data about Haiti.
  - Climate Change Knowledge Historical Data - historical temperature and precipitation data
  - African Cities Diagnostic - indicators for African cities on urbanization, water resources, water supply, sanitation, flood hazards, and economic and institutional strength.
- Heuristic – always check the World Bank for development data.

# World Bank Data on Loans, Credits & Contracts

Go to [World Bank Financial Datasets](#)

Click "procurement" for contracts awarded to firms or individuals

Click "loan and credit administration" for loans/credits by country

The screenshot displays the World Bank Financial Datasets search results page. The left sidebar contains a 'REFINE BY:' section with 'View Types' and 'Categories' lists. The main content area shows a list of datasets with columns for Name, Popularity, Type, and RSS. Two callout boxes with arrows point to 'Procurement' and 'Loan and Credit Administration' in the 'Categories' list.

**REFINE BY:**

[Clear All Options](#)

**View Types**  
(All)  
Datasets  
External Datasets  
Filtered Views  
Charts  
Maps  
Calendars  
Forms

**Categories**  
(All)  
Accounting and Control  
Budget  
Expenditures  
Financial Intermediary Funds  
Liquid Assets Management  
Loan and Credit Administration  
Procurement  
Shareholder Equity  
Trust Funds

**Topics**  
beneficiaries  
country level  
credits  
grants  
ibrd  
ida  
projects  
region level  
[View All](#)

**Within Geographical Area**  
Set geographical area

Showing 5 of 5

Results matching type of Datasets and category of Loan and Credit Administration

Name	Popularity	Type	RSS
<b>Moldova Pilot - IBRD and IDA Expenditure Categories (unaudited) - PREVIEW</b> This dataset represents the unaudited category schedule activity for the country of Moldova's current IBRD loans and IDA credits and grants. The Category Schedule is a view of all categories and sub-categories shown in the withdrawal schedule as agreed to in the related Loan/Credit/Grant Agreements. The Category Schedule provides a description of the items to be financed, the allocation of funds, the disbursed amount and the undisbursed balance for each category. To facilitate comparison, all category schedule data in this dataset is shown in USD. However, the commitment currency of many loans/credits/grants may be in a currency other than USD. Information regarding Designated Accounts is shown under a special category listed	860 views		
<b>IDA Statement of Credits and Grants - Latest Available Snapshot</b> The International Development Association (IDA) credits are public and publicly guaranteed debt extended by the World Bank Group. IDA provides development credits, grants and guarantees to its recipient member countries to help meet their development needs. Credits from IDA are at concessional rates. Data are in U.S. dollars calculated using historical rates. This dataset contains the latest available snapshot of the IDA Statement of Credits and Grants. The World Bank complies with all sanctions applicable to World Bank transactions.	5,197 views		
<b>IBRD Statement of Loans - Latest Available Snapshot</b> The International Bank for Reconstruction and Development (IBRD) loans are public and publicly guaranteed debt extended by the World Bank Group. IBRD loans are made to, or guaranteed by, countries that are members of IBRD. IBRD may also make loans to IFC. IBRD lends at market rates. Data are in U.S. dollars calculated using historical rates. This dataset contains the latest available snapshot of the Statement of Loans. The World Bank complies with all sanctions applicable to World Bank transactions.	9,640 views		
<b>IDA Statement Of Credits and Grants - Historical Data</b> The International Development Association (IDA) credits are public and publicly guaranteed debt extended by the World Bank Group. IDA provides development credits, grants and guarantees to its recipient member countries to help meet their development needs. Credits from IDA are at concessional rates. Data are in U.S. dollars calculated using historical rates. This dataset contains historical snapshots of the IDA Statement of Credits and Grants including the latest available snapshot. The World Bank complies with all sanctions applicable to World Bank transactions.	4,860 views		
<b>IBRD Statement Of Loans - Historical Data</b> The International Bank for Reconstruction and Development (IBRD) loans are public and publicly guaranteed debt extended by the World Bank Group. IBRD loans are made to, or guaranteed by, countries that are members of IBRD. IBRD may also make loans to IFC. IBRD lends at market rates. Data are in U.S. dollars calculated using historical rates. This dataset contains historical snapshots of the Statement of Loans including the latest available snapshot. The World Bank complies with all sanctions applicable to World Bank transactions.	7,800 views		

Didn't find what you're looking for? [Suggest a dataset.](#)

**You are here** > [Data / World Bank Finances](#) > [All Financial Datasets](#)

THE WORLD BANK | [IBRD](#) | [IDA](#) | [IFC](#) | [MIGA](#) | [ICSID](#)

[Feedback](#)

# World Bank eLibrary vs. OKR

- The eLibrary offers some added value, e.g. MARC21 records for all books and working papers.
- Better search engine that enables users to limit by topic, region, country, and year of publication.
- At this point in time it offers better historical coverage.



# World Bank Project Cycle & Sample Documents

Project Strategy: Country Assistance Strategy (CSAs) and Poverty Reduction Strategy Papers (PRSPs)

Planning and Assessment: Resettlement Plans, Indigenous Peoples Plans, other Safeguards

Appraisal: Project Appraisals & Program Documents

Approval: Loans, Grants, and Credits

Completion & Evaluation: Implementation Completion & Results Reports, Project Performance & Assessment Reports

# Document Search Strategy

- Go to <http://documents.worldbank.org>
- Select advanced search
- Select the country (e.g.. India)
- Select the document type (e.g. resettlement plan) if known or the topic (e.g.. poverty reduction strategies)
- Under the “document type” category select the sub-heading “project documents”

# Results

This Page in: [English](#) [Español](#) [Français](#) [Русский](#) [عربي](#) [中文](#) | [A A](#) | [Print](#) | [Email](#) | [Tweet](#) 0 | [Share](#)

## Search / Browse Documents

159 resettlement plan documents

Search Documents  [Search Within](#) [Advanced Search »](#)

Showing 1 - 20 of 159 results | [Display results in sets of 10](#) | [20](#) | [50](#) | [Download To Excel](#)

Sort By: [Document Date](#) | [Title](#) | [Report No.](#) | [Document Type](#)

[India - Second Kerala State Transport Project : resettlement plan \(English\)](#)

The Second Kerala State Transport Project for India aims to improve the performance of the state's road transport network by upgrading the road conditions and capacity, together with development of the in-house capabilities of the Kerala State Public Works Department (PWD) to plan, develop and maintain the road network. ... [See More +](#)

**Document Type:** Resettlement Plan    **Report No.:** RP1372    **Document Date:** DEC 01, 2012

[See More +](#)

[India - Sustainable Urban Transport Project : resettlement plan \(Vol. 5 of 5\) : Resettlement action plan : implementation of bus rapid transit system in Hubli - Dharwad \(English\)](#)

The objective of the Sustainable Urban Transport Project in India is to remove institutional, policy, and financial barriers for implementing climate friendly sustainable urban transport policies and programs. ... [See More +](#)

**Document Type:** Resettlement Plan    **Report No.:** RP819    **Document Date:** NOV 28, 2012  
**Author:** Pimpri Chinchwad Municipal Corporation

[See More +](#)

[India - Andhra Pradesh Road Sector Project : resettlement plan \(Vol. 13 of 14\) : Resettlement action plan for upgrading of Kakinada Rajahmundry road \(English\)](#)

The main objective of the Andhra Pradesh Road Sector Project for India will be to further improve the state road network by providing better quality and safer roads to the users in a sustainable manner. ... [See More +](#)

**Document Type:** Resettlement Plan    **Report No.:** RP785    **Document Date:** AUG 01, 2012

[See More +](#)

**REFINE BY:**

[Go](#)

**Specific Document Date Range**

Start Date

End Date

**Document Type**

Resettlement Plan (159)

**Topic**

Communities and Human Settlements (88)

Urban Development (88)

Rural Development (82)

Transport (59)

Environment (46)

[See More +](#)

**Country**

India (159)

**Language**



# Regional Development Banks

Use the same strategy. The four main RDBs disclose different amounts of documentation.

- [Asian Development Bank](#)
- [Inter-american Development Bank](#)
- [European Bank for Reconstruction and Development](#)
- [African Development Bank](#)

# International Monetary Fund

- World Bank's primary mission is to reduce poverty.
- The IMF's mission is to track the global economy (surveillance) lend to countries with balance of payments difficulties (help with foreign debt) and provide technical assistance to countries seeking to modernize their economies.
- Flagship publications are primarily statistical. They also publish the *World Economic Outlook* and the *IMF Economic Review* (via Palgrave – previously *IMF Staff Papers*) and a series of working papers.

# Jewels in the IMF Info Vault

[IMF Country Information Gateway](#). IMF reports and publications arranged by country. Easiest way to uncover IMF documentation. Examples of IMF documents include:

- **Article IV Staff Reports.** Country “surveillance reports” conducted by IMF missions teams on an ongoing basis for all states, and reports made in response to state requests to borrow funds.
- **Poverty Reduction Strategy Papers.** Country plans for macroeconomic, structural, & social policies for economic adjustment programs, external financing needs, and sources of financing.
- **Country Policy Intention Documents.** Documents prepared by countries outlining policy intentions for use of Fund resources or IMF monitored programs.
- **IMFC Statements.** Reports by government officials of member countries to the International Monetary and Financial Committee. The IMFC is responsible for managing and shaping the international monetary and financial system. For interesting reading see the [IMF Guide to Committees Groups and Clubs](#).

# Brief Introduction to IMF Data

- IMF statistical data is primarily financial and not as related to poverty and development.
- With some exceptions IMF data is available by subscription via the IMF eLibrary. These include:
  - **Balance of Payments Statistics** - Data on the economic transactions of an economy with the rest of the world: goods, services, income, and financial claims and liabilities, from the 1950's to present.
  - **Direction of Trade Statistics** - Data on the value of merchandise exports and imports according to a country's trading partners, quarterly from 1946 to present.
  - **Government Finance Statistics** - Annual statistics on revenue, expense, transactions in assets and liabilities, and stocks of assets and liabilities, of national governments (budgets) from the mid 1990's to present.
  - **International Financial Statistics** – Data on national accounts, price indices, government and public finance, reserves, interest and exchange rates, and more, monthly from 1946 to present.
- The free [World Economic Outlook Database](#) with projections of economic developments at the global level, regions, and individual countries

# The OECD in Brief

- International economic organization of 34 countries working to improve the economic and social conditions of people worldwide.
- Flagship publications include the *OECD Economic Outlook*, *Main Economic Indicators*, and the *OECD Factbook*.
- The OECD iLibrary ☺ is the fee-based information portal. A small amount of OECD statistical information is freely available.
- Good source of information for International Development Assistance. The OECD committee responsible for this is the Development Assistance Committee, which discusses aid, development and poverty reduction in developing countries.

# OECD and Other Aid Data

- The OECD is a “go-to” source for international development assistance by country at the aggregate (non-project specific) level. Look under “development” in OECDStat in the OECDiLibrary.
- Historical data back to 1972 can be found in the OECD publication *Geographical distribution of financial flows to developing countries*.
- For freely available United States foreign aid data you can also use the [US Overseas Loans and Grants](#) (aka the Green Book).
- See also [AID Data](#) (open data for international development) a compilation of research data sets from agencies around the world. Includes a database of one million current and historical aid activities.

# National Foreign Aid Agencies

Developed country foreign aid agencies supplying funds and services to developing nations.

- [US Agency for International Development \(USAID\)](#)
- [Canadian International Development Agency](#)
- [Swedish International Development Cooperation Agency](#)
- [Swiss Agency for Development and Cooperation](#)
- [United Kingdom Department of International Development](#)

# National Development Agencies

National government agencies, typically in the global south, charged with development planning and poverty alleviation.

- [Cambodia Ministry of Planning](#)
- [Columbia Ministerio de Agricultura y Desarrollo Rural](#)
- [India Ministry of Rural Development](#)
- [Mali Ministre du Développement Social de la Solidarité et des Personnes Âgées](#)
- [Tanzania Ministry of Community Development Gender & Children](#)



# International Non-Governmental Organizations (INGOs)

- Operational NGOs
  - International Committee of the Red Cross
  - Oxfam International
  - World Vision
- Advocacy Based NGOs & Think Tanks
  - Anti-Slavery International
  - Overseas Development Institute
  - North/South Institute

# National & Community-Based NGOs in the Global South: A Case Study of Bangladesh

- ASA
- Bangladesh Rural Improvement Fund (BRIF)
- BRAC
- Grameen Bank

# “Food for Thought”



*“Is there some action a government of India could take that would lead the Indian economy to grow like Indonesia's or Egypt's? If so, what, exactly? If not, what is it about the “nature of India” that makes it so? The consequences for human welfare involved in questions like these are simply staggering: Once one starts to think about them, it is hard to think about anything else.” – Robert Lucas. “On the Mechanics of Economic Development.” *Journal of Monetary Economics* 22: 3–42, 1988.*

# International Poverty Knowledge Banks

- International Financial Institutions and United Nations agencies have traditionally published the majority of the world's poverty and development literature.
- Academic libraries have always purchased this literature. We continue to acquire and/or point to it in digital format.
- With the growth of community-based aid organizations in the global south, libraries can (and should) point to alternative and arguably more “democratized” sources of information on poverty and development.

# Alternative Poverty Publishers

[Earthscan](#). Publisher of books on environmental and sustainable development topics and issues.

[Institute of Development Studies \(IDS\)](#). Think tank based in the UK working on research, teaching and communications on international development, globalization, participation, power, and social change.

[Kumarian Press](#). Publishes books on international development, globalization, peace and conflict resolution, human rights, the environment, women and gender, NGOs and civil society, microfinance, health, and the interaction between the richer and poorer societies.

[International Institute for Environment and Development \(IIED\)](#). Non-profit organization promoting sustainable patterns of world development through collaborative research, policy studies, networking and knowledge dissemination.

[Overseas Development Institute](#). Think tank on international development and humanitarian issues/

[Practical Action Publishing](#). Development charity in the UK working with poor communities on renewable energy, food production, water, sanitation, small enterprise development, building and shelter, and disaster risk reduction.

[Oxfam \(UK\)](#). International confederation of organizations working in countries worldwide to find lasting solutions to poverty and related injustice around the world

[Polity Press](#). Publishes books on globalization, politics, refugee studies and international relations.

[Zed Books](#). Publishes on politics, development, gender, the environment and economics, specializing in international and developing country issues.



# Questions?